



CE n55Plus

CI/SfB

Tn6 L6813

September 2013

RIW SHEETSEAL 9000 DPC

Sheetseal 9000 DPC is a high performance polymeric material, available in widths from 100mm to 1000mm wide, supplied in rolls 20m long.

BENEFITS

- l Fully recyclable
- l Does not contain pitch, tar or bitumen
- l Tough, durable and puncture resistant
- l Flexible and easy to handle
- l Excellent mortar bond strength
- l Unaffected by extremes of temperature

REMEMBER IT'S
waterproof RIW

RIW SHEETSEAL 9000 DPC

TYPICAL USES

Within masonry walls to prevent the passage of moisture from the ground, up into the fabric of the building, and/or at all levels as a cavity tray to prevent downward movement of water.

Sheetseal 9000 DPC can be used in heavy loading situations, such as in multi storey buildings.

DURABILITY

Subject to normal conditions of use Sheetseal 9000 DPC will remain effective for the lifetime of the building.

The product will not extrude under loads, up to the compressive failure of the wall, and will not exude or 'bleed' under high temperatures.

SPECIFICATION

F30 – Accessories/Sundry items for brick/block/stone walling in accordance with NBS clauses.

Please consult RIW for further information.

INDEPENDENT AUTHORITY

Sheetseal 9000 DPC has been awarded British Board of Agreement Certificate No. 13/5046, covering its use to provide horizontal, vertical or stepped damp-proof courses, in either solid or cavity masonry walls.



RIW Limited
Arc House, Terrace Road South, Binfield,
Bracknell, Berkshire, RG42 4PZ, England
13

EN 14909 : Flexible sheets for waterproofing.
High performance DPC

| | |
|--|---------|
| Reaction to fire: | Class F |
| Water Tightness: | Pass |
| Resistance to impact: | 400mm |
| Resistance to lower temperature flexibility: | -40 °C |
| Durability against ageing: | Pass |
| Durability against alkali: | Pass |

PERFORMANCE & COMPOSITION

SHEETSEAL 9000 DPC

| | |
|-----------------------------|----------------------------------|
| Form | Sheet material |
| Colour | Black |
| Thickness | 0.8mm |
| Roll sizes (various widths) | 20m long |
| Weight | 750g/m ² |
| Water vapour transmission | |
| EN 1931 - Resistance | 372 MNs/g |
| - Permeability | 0.4g/m ² per 24 hours |

The above performance figures are typical values and should not be considered a product specification.

See also BBA Certificate for further/more detailed test data.

ANCILLARY PRODUCTS

RIW produce a range of ancillary products for use with Sheetseal 9000 DPC, which include:

Pre-formed corners units - for use where a cavity tray must turn the corner of a building.

Pre-formed change in level units - for use where a cavity tray steps up or down along its length

Pre-formed stop end units - for sealing off the ends of a cavity tray, at its start and finish points

Jointing tape - for sealing lapped joints in the dpc and/or for sealing a cavity tray onto the accessories.

Joint supports - for fitting below lapped joints in the cavity tray, to provide support and allow the jointing tape to be sealed correctly.

Standard cavity tray, and special tailor made accessories are available to order.

CONSTRUCTION

GENERAL

All construction should conform with the Building Regulations, Codes of Practice and British Standards in current use at the time the building is being constructed.

PREPARATION

Sheetseal 9000 DPC can be installed in all weather conditions which permit normal building work to be carried out.

APPLICATION

DPC's should always be bedded onto fresh mortar, never dry bedded. The masonry laid over the dpc should also be bedded onto fresh mortar so that the dpc is approximately halfway through the thickness of the mortar joint.

Ground floor level dpc's in external walls should be laid a minimum of 150mm above the adjacent ground level. The dpc must be at least as wide as the thickness of the wall. If the dpc is narrower, full protection cannot be achieved and moisture may track up the wall and past the dpc.

If joints are required within the material, they must be lapped by a minimum of 100mm, including onto any accessories, and all laps sealed using Jointing Tape.

SUPPLY

AVAILABILITY

All RIW products can be obtained through Builders Merchants or approved stockists. A list of approved stockists is available from RIW's offices.

All accessories are made to order, please contact our Commercial Department on 01344 397788 for more information.

PACKAGING

RIW Sheetseal 9000 DPC:

20m long rolls in various widths ie: 100, 150, 225, 300, 375, 450, 600 & 1000mm. Other sizes are available on request.

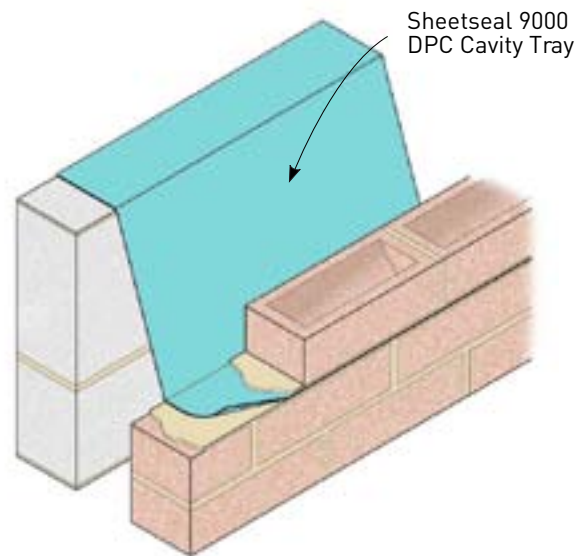
RIW Jointing Tape: 15m long roll x 100mm wide

STORAGE

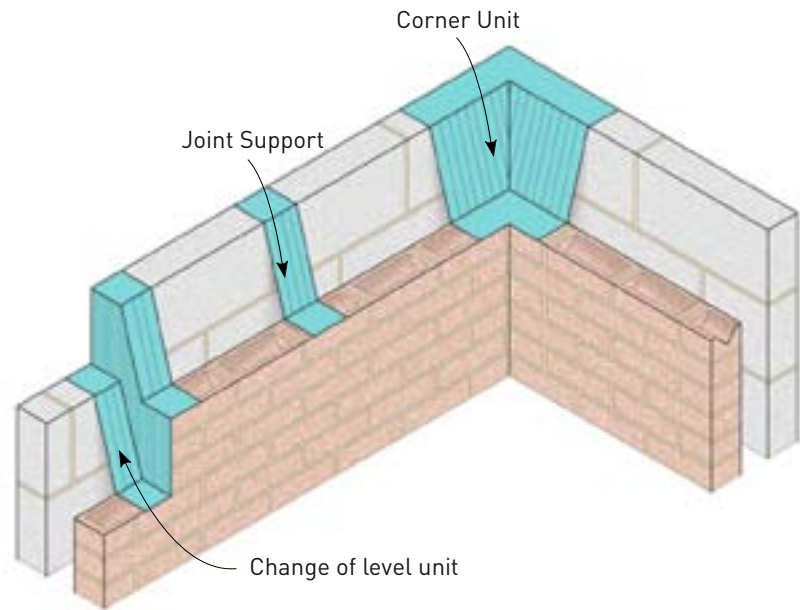
No special conditions for storage or handling.

TECHNICAL SERVICES

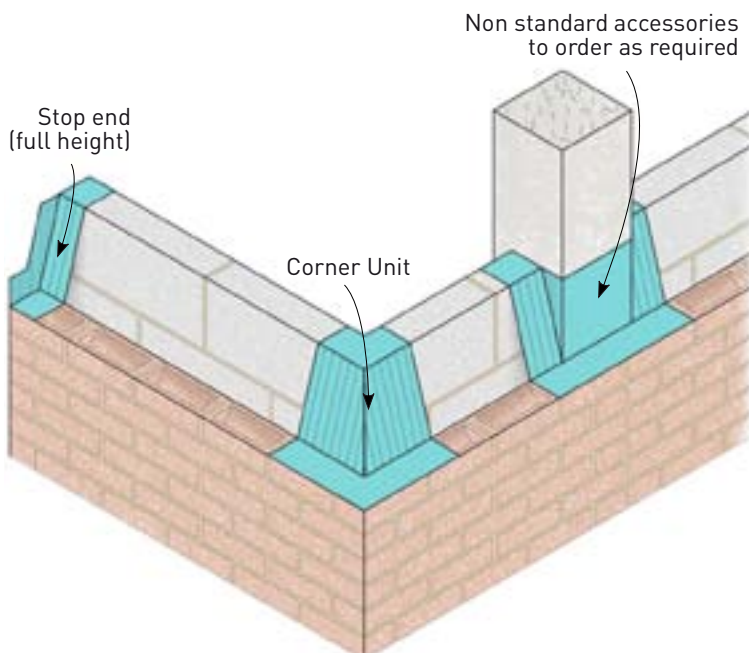
The RIW Technical Department is available to advise on individual projects and to prepare or assist in the preparation of specifications and drawings.



Detail 1 - Typical Cavity Tray



Ancillary Products (1)



Ancillary Products (2)

The information in this literature was correct at the time of going to press. However, we are committed to continually improving our products and reserve the right to change product specifications.

For the latest information, please consult RIW. Conditions of use are beyond our control, therefore we cannot warrant the results to be obtained.

RIW

Arc House, Terrace Road South, Binfield,
Bracknell, Berkshire, RG42 4PZ

Technical enquires tel: **01344 397777**

Commercial enquires tel: **01344 397788**

www.riw.co.uk

